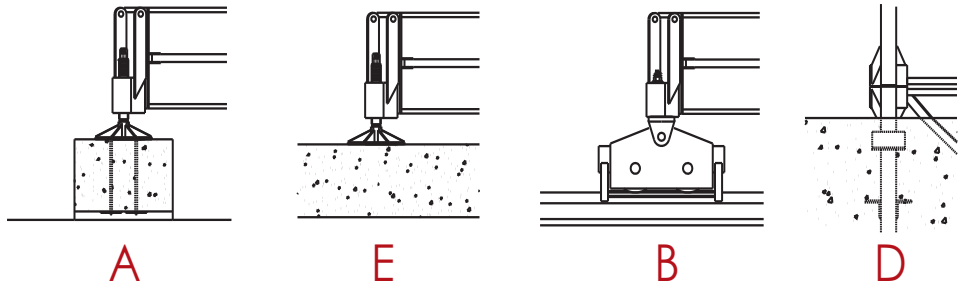


UL = ULTRALIFT
H = Altezza sotto gancio
 Height under hook
 Hauteur sous crochet
 Höhe unter dem Haken A
 Высота под крюком



A4FEM1.001



RAIMONDI CRANES
 Building Tower Cranes Since 1946



CONFIGURAZIONE TORRE - REAZIONI

TOWER CONFIGURATION - REACTIONS / CONFIGURATION TOUR - RÉACTIONS / KONFIGURAZION MIT TURM – REAKTIONEN / КОНФИГУРАЦИЯ БАШНИ – РЕАКЦИИ

∅ 1,7 - L = 4,5 m.

| H (m) | Z (t) | F1 (kN) | H (m) | Z (t) | F1 (kN) | H (m) | Z (t) | F1 (kN) |
|---------|-------|---------|---------|-------|---------|---------|-------|---------|
| 7 | - | - | 7 | - | - | 7 | - | - |
| 6 | - | - | 6 | - | - | 6 | - | - |
| 5 | 43,8 | 98,78 | 5 | 43,1 | 100,3 | 5 | 43,3 | 100,3 |
| 4 | 37,9 | 86,98 | 4 | 37,2 | 88,5 | 4 | 37,4 | 88,5 |
| 3 | 32,0 | 81,08 | 3 | 31,3 | 82,6 | 3 | 31,5 | 82,6 |
| 2 | 26,1 | 75,18 | 2 | 25,4 | 76,7 | 2 | 25,6 | 76,7 |
| (5,9 m) | | | (5,9 m) | | | (5,9 m) | | |
| +1 | 20,2 | 75,18 | +1 | 19,5 | 76,7 | +1 | 19,7 | 76,7 |

∅ 1,7 m.

| H (m) | F2 (kN) | F3 (kN) |
|---------|---------|---------|
| 7 | - | - |
| 6 | - | - |
| 5 | 42,2 | 1303 |
| 4 | 36,3 | 1192 |
| 3 | 30,4 | 1096 |
| 2 | 24,5 | 1015 |
| (5,9 m) | | |
| +1 | 18,6 | 946 |

∅ 1,7 - L = 6,0 m.

| H (m) | Z (t) | F1 (kN) | H (m) | Z (t) | F1 (kN) | H (m) | Z (t) | F1 (kN) |
|---------|-------|---------|---------|-------|---------|---------|-------|---------|
| 6 | - | - | 6 | - | - | 6 | - | - |
| 5 | - | - | 5 | - | - | 5 | - | - |
| 4 | 43,8 | 63,38 | 4 | 43,1 | 53,1 | 4 | 43,3 | 53,1 |
| 3 | 37,9 | 45,68 | 3 | 37,2 | 41,3 | 3 | 37,4 | 41,3 |
| 2 | 32,0 | 39,78 | 2 | 31,3 | 41,3 | 2 | 31,5 | 41,3 |
| (5,9 m) | | | (5,9 m) | | | (5,9 m) | | |
| +1 | 26,1 | 39,78 | +1 | 25,4 | 35,4 | +1 | 25,6 | 35,4 |

∅ 2,1 - L = 6,0 m.

| H (m) | Z (t) | F1 (kN) | H (m) | Z (t) | F1 (kN) |
|---------|-------|---------|---------|-------|---------|
| 6 | - | - | 6 | - | - |
| 5 | 60,3 | 96,46 | 5 | 61,0 | 96,46 |
| 4 | 54,4 | 64,16 | 4 | 55,1 | 64,16 |
| 3 | 48,5 | 57,70 | 3 | 49,2 | 57,70 |
| 2 | 42,6 | 51,24 | 2 | 43,3 | 51,24 |
| (5,9 m) | | | (5,9 m) | | |
| +1 | 36,7 | 44,78 | +1 | 37,4 | 44,78 |

∅ 2,1 m.

| H (m) | F2 (kN) | F3 (kN) | H (m) | F2 (kN) | F3 (kN) |
|---------|---------|---------|---------|---------|---------|
| 6 | - | - | 6 | 65,9 | 2236 |
| 5 | 57,1 | 1649 | 5 | - | - |
| 4 | 51,2 | 1351 | 4 | - | - |
| 3 | 45,3 | 1135 | 3 | - | - |
| 2 | 39,4 | 1035 | 2 | - | - |
| (5,9 m) | | | (5,9 m) | | |
| +1 | 33,5 | 959 | +1 | - | - |



Attenersi alla zavorra indicata / Comply with the specified ballast / S'en tenir au lest indiqué / Unbedingt die angegebenen Ballastwerte einhalten / Соблюдать указанный балласт



DIAGRAMMA DI PORTATA

RANGE DIAGRAM / DIAGRAMME DE CHARGE UTILE / BELASTBARKEITSDIAGRAMM /

ДИАГРАММА ГРУЗОПОДЪЕМНОСТИ



10.000 Kg./ 5.000 Kg.



12.000 Kg. / 6.000 Kg.



27.5 33 37 43 50 56 60 66 70 27.5 33 37 43 50 56 60 66 70

1,6 ▶ 22.8 22.9 22.7 22.4 22.2 21.3 20.6 18.1 16.4 19.7 19.4 19.2 18.9 18.7 17.9 17.3 15.2 13.7

| | | | | | | | | | | | | | | | | | | | |
|------|-------|-------|-------|-------|-------|-------|-------|-------|-------|-------|-------|-------|-------|-------|-------|-------|-------|-------|------|
| 14 | 10000 | 10000 | 10000 | 10000 | 10000 | 10000 | 10000 | 10000 | 10000 | 10000 | 12000 | 12000 | 12000 | 12000 | 12000 | 12000 | 12000 | 12000 | |
| 18 | 10000 | 10000 | 10000 | 10000 | 10000 | 10000 | 10000 | 10000 | 9553 | 9553 | 12000 | 12000 | 12000 | 12000 | 11935 | 11488 | 9897 | 9553 | |
| 20 | 10000 | 10000 | 10000 | 10000 | 10000 | 10000 | 10000 | 8932 | 7912 | 7912 | 11582 | 11568 | 11427 | 11427 | 11129 | 10586 | 10186 | 8761 | 7731 |
| 22 | 10000 | 10000 | 10000 | 10000 | 10000 | 9624 | 9271 | 7996 | 7072 | 7072 | 10395 | 10382 | 10255 | 10255 | 9985 | 9493 | 9131 | 7841 | 6908 |
| 24 | 9413 | 9471 | 9363 | 9254 | 9145 | 8709 | 8387 | 7221 | 6378 | 6378 | 9413 | 9402 | 9285 | 9285 | 9038 | 8589 | 8259 | 7080 | 6228 |
| 26 | 8588 | 8641 | 8541 | 8442 | 8341 | 7939 | 7643 | 6570 | 5794 | 5794 | 8588 | 8577 | 8470 | 8470 | 8243 | 7830 | 7525 | 6441 | 5656 |
| 27.5 | 8222 | 8212 | 7841 | 7749 | 7655 | 7283 | 7009 | 6016 | 5490 | 5490 | 8222 | 8212 | 7841 | 7749 | 7655 | 7283 | 7009 | 6016 | 5490 |
| 30 | | 7323 | 7237 | 7151 | 7064 | 6718 | 6462 | 5537 | 4867 | 4867 | | 7268 | 7175 | 7175 | 6979 | 6623 | 6361 | 5425 | 4749 |
| 32 | | 6791 | 6711 | 6630 | 6549 | 6225 | 5986 | 5120 | 4493 | 4493 | | 6739 | 6653 | 6563 | 6470 | 6136 | 5891 | 5015 | 4382 |
| 33 | | 6550 | 6472 | 6394 | 6315 | 6001 | 5770 | 4931 | 4324 | 4324 | | 6500 | 6416 | 6329 | 6239 | 5916 | 5678 | 4830 | 4216 |
| 36 | | | 5838 | 5767 | 5694 | 5407 | 5195 | 4428 | 3873 | 3873 | | | 5787 | 5707 | 5624 | 5329 | 5111 | 4336 | 3775 |
| 37 | | | 5650 | 5581 | 5510 | 5231 | 5025 | 4279 | 3739 | 3739 | | | 5600 | 5522 | 5442 | 5155 | 4943 | 4189 | 3644 |
| 40 | | | | 5080 | 5015 | 4757 | 4567 | 3878 | 3380 | 3380 | | | | 5026 | 4952 | 4687 | 4491 | 3795 | 3291 |
| 42 | | | | 4786 | 4724 | 4479 | 4298 | 3643 | 3169 | 3169 | | | | 4735 | 4665 | 4412 | 4226 | 3564 | 3085 |
| 43 | | | | 4650 | 4590 | 4350 | 4174 | 3534 | 3071 | 3071 | | | | 4600 | 4531 | 4285 | 4104 | 3457 | 2989 |
| 46 | | | | | 4221 | 3998 | 3833 | 3236 | 2804 | 2804 | | | | | 4167 | 3937 | 3767 | 3164 | 2727 |
| 48 | | | | | 4002 | 3788 | 3630 | 3058 | 2644 | 2644 | | | | | 3950 | 3729 | 3567 | 2989 | 2571 |
| 50 | | | | | 3800 | 3595 | 3443 | 2895 | 2498 | 2498 | | | | | 3750 | 3539 | 3383 | 2829 | 2428 |
| 52 | | | | | | 3417 | 3271 | 2745 | 2363 | 2363 | | | | | | 3363 | 3214 | 2681 | 2295 |
| 54 | | | | | | 3253 | 3112 | 2605 | 2238 | 2238 | | | | | | 3201 | 3057 | 2544 | 2173 |
| 56 | | | | | | 3100 | 2965 | 2476 | 2123 | 2123 | | | | | | 3050 | 2911 | 2417 | 2060 |
| 58 | | | | | | | 2828 | 2356 | 2015 | 2015 | | | | | | | 2776 | 2299 | 1954 |
| 60 | | | | | | | 2700 | 2244 | 1915 | 1915 | | | | | | | 2650 | 2189 | 1956 |
| 62 | | | | | | | | 2140 | 1821 | 1821 | | | | | | | | 2087 | 1764 |
| 64 | | | | | | | | 2042 | 1733 | 1733 | | | | | | | | 1990 | 1678 |
| 66 | | | | | | | | 1950 | 1651 | 1651 | | | | | | | | 1900 | 1597 |
| 68 | | | | | | | | | 1573 | 1573 | | | | | | | | | 1522 |
| 70 | | | | | | | | | 1500 | 1500 | | | | | | | | | 1450 |



+ 150 Kg.

+ 150 Kg.

UL [ULTRALIFT]

Con il sistema ULTRALIFT tutte le portate intermedie aumentano il carico del 10%

All intermediate loads are increased of 10% if the crane is equipped with ULTRALIFT control

Les charges intermediaires sont augmentes de 10% si la grue est équipée avec controle ULTRALIFT

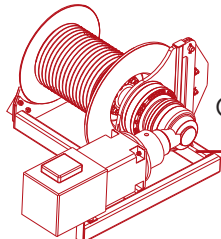



Mit dem ULTRALIFT-System erhöhen alle Zwischenbelastbarkeiten die Last um 10%

с системой ultralift все промежуточные грузоподъемности увеличиваются на 10%




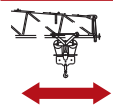
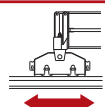
RAMONDI CRANES
Building Tower Cranes Since 1946

CARATTERISTICHE AZIONAMENTI PRINCIPALI

MAIN DRIVE CHARACTERISTICS/ CARACTÉRISTIQUES ACTIONNEMENTS PRINCIPAUX/
HAUPTBEDIENUNGSEIGENSCHAFTEN /ХАРАКТЕРИСТИКА ГЛАВНЫХ ПРИВодОВ





| | POTENZA POWER CV-ch Ps-hp | kW | FUNE ROPE m. | MARCIA STEP | CARICO LOAD Kg. | VELOCITÀ SPEED m/min. | CARICO LOAD Kg. | VELOCITÀ SPEED m/min. |
|----------------------------|------------------------------------|------|--------------------|----------------|-----------------------|-----------------------------|-----------------------|-----------------------------|
| 10,0 T 40 HP 5/10VF | 40 | 30 | 190 | 1 | 5000 | 6 | 10000 | 3 |
| | | | | 2 | 5000 | 12 | 10000 | 6 |
| | | | | 3 | 5000 | 22 | 10000 | 11 |
| | | | | 4 | 3000 | 34 | 6000 | 17 |
| | | | | 5 | 2000 | 44 | 4000 | 22 |
| | | | | | 0 – 600 (*) | 52 (*) | 0 – 1200 (*) | 26 (*) |
| 10,0 T 60 HP 5/10VF | 60 | 45 | 230 430 LB | 1 | 5000 | 8 | 10000 | 4 |
| | | | | 2 | 5000 | 22 | 10000 | 11 |
| | | | | 3 | 5000 | 38 | 10000 | 19 |
| | | | | 4 | 3500 | 55 | 7000 | 27,5 |
| | | | | 5 | 2400 | 70 | 4800 | 35 |
| | | | | | 0 – 750 (*) | 90 (*) | 0 – 1500 (*) | 45 (*) |
| 12,0 T 75 HP 6/12VF | 75 | 55 | 230 430 LB | 1 | 6000 | 8 | 12000 | 4 |
| | | | | 2 | 6000 | 22 | 12000 | 11 |
| | | | | 3 | 6000 | 38 | 12000 | 19 |
| | | | | 4 | 3600 | 62 | 7200 | 31 |
| | | | | 5 | 2500 | 78 | 5000 | 39 |
| | | | | | 0 – 1000 (*) | 100 (*) | 0 – 2000 (*) | 50 (*) |
| 12,0 T 100 HP 6/12VF | 100 | 73,5 | 300 500 LB | 1 | 6000 | 8 | 12000 | 4 |
| | | | | 2 | 6000 | 30 | 12000 | 15 |
| | | | | 3 | 6000 | 52 | 12000 | 26 |
| | | | | 4 | 4000 | 92 | 8000 | 46 |
| | | | | 5 | 2500 | 136 | 5000 | 68 |

08 /05 - 2000 n. 2000/14/CE














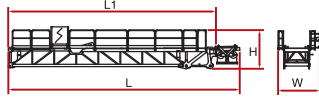

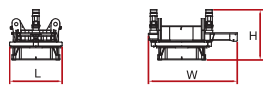
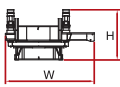
| | | | |
|---|---------------------------|--|-----------------------|
|  | ROTAZIONE SLEWING | 0,26 / 0,48 / 0,7 min ⁻¹ | P = 2 X 4,8 kW |
|  | CARRELLO TROLLEY | 18,8 / 35,2 / 54 m/min PROGRESSIVO - PROGRESSIVE - ПРОГРЕССИВНЫЙ | P = 6,6 kW |
|  | TRASLAZIONE TRASLATION | 20 m/min | P = 2 X 4 kW |

(*) VELOCITÀ REGOLATA AUTOMATICAMENTE
DA SENSORE DI CORRENTE
SPEED AUTOMATICALLY CONTROLLED
BY A CURRENT SENSOR
VITESSE RÉGLÉE AUTOMATIQUEMENT
PAR CAPTEUR DE COURANT
AUTOMATISCH DURCH STROMSENSOR
GEREGELTE GESCHWINDIGKEIT
СКОРОСТЬ АВТОМАТИЧЕСКИ
РЕГУЛИРУЕТСЯ ДАТЧИКОМ ТОКА



PESI E INGOMBRI

PACKING LIST / LISTE DE COLISAGE / GEWICHT UND ABMESSUNGEN / ВЕС И ГАБАРИТНЫЕ РАЗМЕРЫ

| Pos. Item | Pezzi Pieces | Denominazione Description | Schizzo Sketch | Dimensioni Dimensions | | | Peso Weight | |
|-----------|--------------|--|---|--|---|-------|--------------|-------|
| | | | | L | W | H | Unit | Total |
| 1 | 1 | Elemento di freccia Jib element Elément deèche Elemento de flecha Элемент стрелы | n° 1  | 11,975 | 1,795 | 2,290 | 3600 | - |
| | 1 | | n° 2  | 6,190 | 1,500 | 2,290 | 1210 | - |
| | 1 | | n° 3  | 6,165 | 1,500 | 2,090 | 1100 | - |
| | 1 | | n° 4  | 6,115 | 1,500 | 2,090 | 1000 | - |
| | 1 | | n° 5  | 6,110 | 1,500 | 2,090 | 850 | - |
| | 1 | | n° 6  | 6,105 | 1,500 | 1,690 | 750 | - |
| | 1 | | n° 7  | 6,050 | 1,500 | 1,660 | 600 | - |
| | 1 | | n° 8  | 6,040 | 1,500 | 1,660 | 540 | - |
| | 1 | | n° 9  | 4,140 | 1,500 | 1,210 | 370 | - |
| | 1 | | n° 10  | 5,995 | 1,500 | 1,210 | 420 | - |
| | 1 | | n° 11  | 5,920 | 1,500 | 1,180 | 390 | - |
| | 1 | | n° 12  | 4,070 | 1,500 | 1,210 | 210 | - |
| | | | 1 | Puntale freccia Jib point Elément pointe Puntal de flecha Наконечник стрелы |  | 0,500 | 1,500 | 1,385 |
| 2 | 1 | Controfreccia , argano di sollev., quadro elettrico,carrello freccia etc. Counterjib, hoisting winch, trolley jib, electrical box etc. Contreflèche tournante, treuil de levage, chariot de flèche, armoire électrique etc. Contraflecha, cabrestante de elevación, cuadro eléctrico, carro flecha, etc. Контрстрела, подъем. лебедка, электрощит, тележка стрелы и т. д. |  | 13,350 (L1) 11,950 | 2,605 | 2,400 | 9945 8905 | - |
| | 1 | | Controfreccia , argano di sollev., quadro elettrico,carrello freccia, portablocchi Counterjib, hoisting winch, trolley jib, electrical box etc. Contreflèche, treuil de levage, chariot de flèche, armoire électrique, élément terminal Contraflecha, cabrestante de elevación, cuadro eléctrico, carro flecha, portablocques Контрстрела, подъемная лебедка, электрощит, тележка стрелы, блокодержатель |  | 16,480 | 2,605 | 2,400 | 10750 |
| 3 | 1 | Gruppo girevole Slewing table Table tournante Grupo giratorio Узел вращения |  | 2,300 | 3,200 | 1,900 | 4150 | - |
| | | |  | 1,900 | 3,200 | 1,900 | 4540 | - |



PESI E INGOMBRI

PACKING LIST / LISTE DE COLISAGE / GEWICHT UND ABMESSUNGEN / ВЕС И ГАБАРИТНЫЕ РАЗМЕРЫ

| Pos. Item | Pezzi Pieces | Denominazione Description | Schizzo Sketch | Dimensioni Dimensions | | | Peso Weight | | |
|-----------|--------------|--|----------------|-----------------------|-------|-------|-------------|-------|-------|
| | | | | L | W | H | Unit | Total | |
| 4 | 1 | Ballatoio cabina, cabina access balcony, cabin Porte cabine Balcón corrido cabina, cabina Площадка кабины, кабина | | 3,450 | 1,600 | 2,240 | 861 | - | |
| 5 | 2 | Blocchi di contrappeso Counterweight block Contre-poids Bloques de contrapeso Блоки противовеса | | A183 | 1,670 | 0,480 | 2,810 | 4505 | 9010 |
| | 4 | | | B183 | 1,670 | 0,270 | 2,810 | 2535 | 10140 |
| | 4 | | | C183 | 1,670 | 0,170 | 2,810 | 1600 | 6400 |
| 6 | - | Elemento di torre Tower element Elément de mature Elemento de torre Башенный элемент | | 2,950 | 1,900 | 1,700 | 1350 | - | |
| 7 | - | | | 5,900 | 1,900 | 1,700 | 2295 | - | |
| 8 | - | | | 11,800 | 1,900 | 1,700 | 4175 | - | |
| 9 | 1 | Tronchetto di fondazione Expendable foundation element Elément a sceller Tronco de fundación Ствол основания | | 1,465 | 1,980 | 1,980 | 830 | - | |
| 10 | 1 | Trave principale della crociera di base Base main beam Poutre de chassiss de base Viga principal de la cruceta de base Главная балка крестовины основания | | 4,5x4,5mt | 6,524 | 0,780 | 0,960 | 2595 | - |
| | | | | 6,0x6,0mt | 8,645 | 0,780 | 0,960 | 3475 | - |
| 11 | 2 | Semitrave della crociera di base Half base beam Semipoutre de chassiss de base Media viga de la cruceta de base Полубалка крестовины основания | | 4,5x4,5mt | 3,212 | 0,680 | 0,974 | 1235 | 2470 |
| | | | | 6,0x6,0mt | 4,323 | 0,680 | 0,974 | 1745 | 3490 |
| 12 | 4 | Blocco di appoggio Concrete pad Sabot en béton Bloque de arpuo Опорный блок | | 3,600 | 0,900 | 0,750 | 5520 | 22080 | |
| 13 | 2 | Bilancino di traslazione folle Driving bogie Boggie fou Balancin de traslación loco Не приводной балансир для горизонтального перемещения | | 1,315 | 0,222 | 0,540 | 600 | 1200 | |
| 14 | 2 | Bilancino di traslazione motorizzato Driven bogie Boggie motoriseè Balancin de traslación motorizado Приводной балансир горизонтального перемещения | | 1,427 | 0,492 | 0,540 | 765 | 1530 | |
| 15 | - | Blocco di zavorra Base ballast block Lest de base Bloque de lastre Блок балласта | | 3,600 | 1,200 | 0,300 | 2950 | -- | |



PESI E INGOMBRI

PACKING LIST / LISTE DE COLISAGE / GEWICHT UND ABMESSUNGEN / ВЕС И ГАБАРИТНЫЕ РАЗМЕРЫ

| Pos. Item | Pezzi Pieces | Denominazione Description | Schizzo Sketch | Dimensioni Dimensions | | | Peso Weight | |
|----------------------|--------------|---|----------------|-----------------------|-------|-------|-------------|-------|
| | | | | L | W | H | Unit | Total |
| HC5 - 2,1 mt. | | | | | | | | |
| 16 | - | | | 2,950 | 2,270 | 2,270 | 1720 | - |
| 17 | - | Elemento di torre monolitico Tower element Elément de mature Elemento de torre monolítico Монолитный башенный элемент | | 5,900 | 2,270 | 2,270 | 2700 | - |
| 18 | - | | | 11,800 | 2,270 | 2,270 | 5360 | - |
| 19 | 1 | Elemento di base Base element Mat de base Elemento de base Элемент основания | | 3,000 | 2,475 | 2,475 | 1925 | - |
| 20 | 1 | Gabbia di montaggio Climbing cage Cage de montage Jaula de montaje Монтажная клеть | | 8,530 | 3,100 | 2,300 | 7670 | - |
| 21 | 1 | Tronchetto di fondazione Expendable foundation element Elément a sceller Tronco de fundación Столб основания | | 1,345 | 2,400 | 2,400 | 820 | - |
| 22 | 4 | Puntoni di base Oblique legs Jambes de force Cabrios de base Стойки основания | | 3,640 | 0,220 | 0,300 | 288 | 1152 |
| 23 | 1 | Trave principale della crociera di base Base main beam Poutre de chassis de base Viga principal de la cruceta de base Главная балка крестовины основания | | 8,890 | 0,620 | 0,720 | 1575 | - |
| 24 | 2 | Semitrave della crociera di base Half base beam Semipoutre de chassis de base Media viga de la cruceta de base Полубалка крестовины основания | | 4,340 | 0,600 | 0,720 | 700 | 1400 |
| 25 | 4 | Bilancino di traslazione motorizzato Driven bogie Boggie motorisée Balancín de traslación motorizado Приводной балансир горизонтального перемещения | | 1,427 | 0,492 | 0,540 | 765 | 3060 |
| 26 | 1 | Telaio di raccordo a spinta Climbing cage connection frame Elément de telescopage Bastidor de enlace de empuje Соединительная рама подъемной клетки | | 2,296 | 2,296 | 1,500 | 1190 | - |



ALTRE INSTALLAZIONI - [RI] 1,88 / 42

LOADING PLAN / AUTRES INSTALLATIONS / LADEPLAN / ДРУГИЕ УСТАНОВКИ

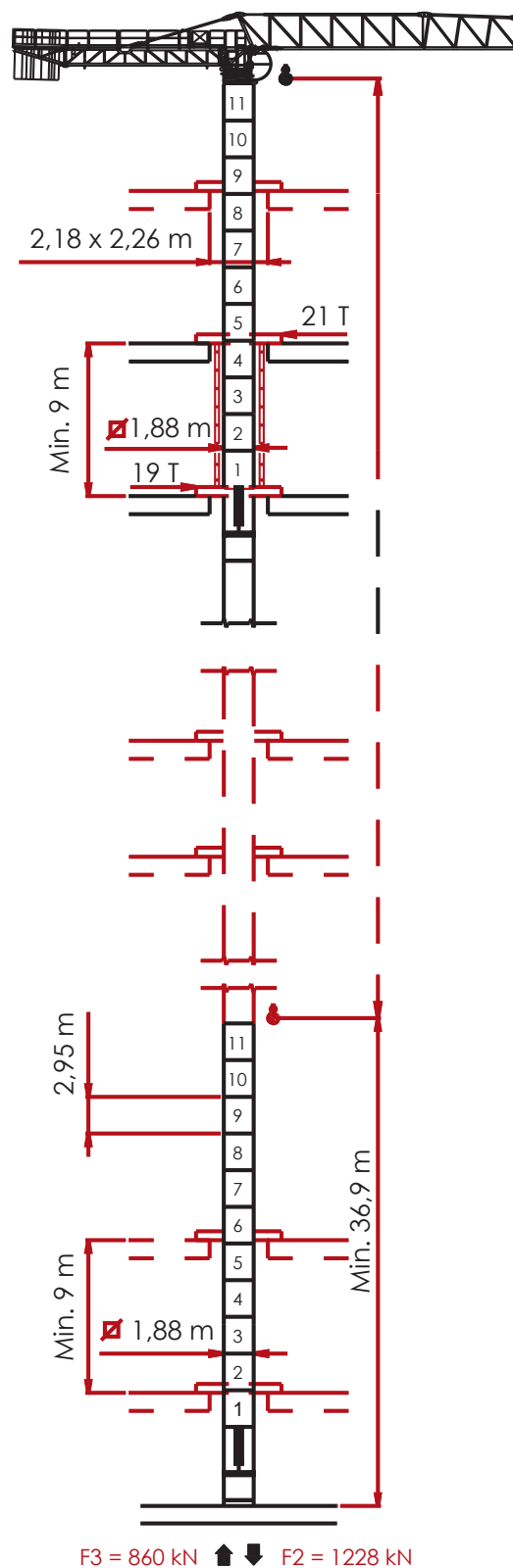
[RI]

GRU IN CAVEDIO

TÉLESCOPAGE SUR DALLES

CLIMBING CRANE

KLETTERKRANE IM GEBÄUDE

Поднимающийся на
плитах перекрытия

ALTRE INSTALLAZIONI - [HC] 2,10 / 42

LOADING PLAN / AUTRES INSTALLATIONS / LADEPLAN / ДРУГИЕ УСТАНОВКИ

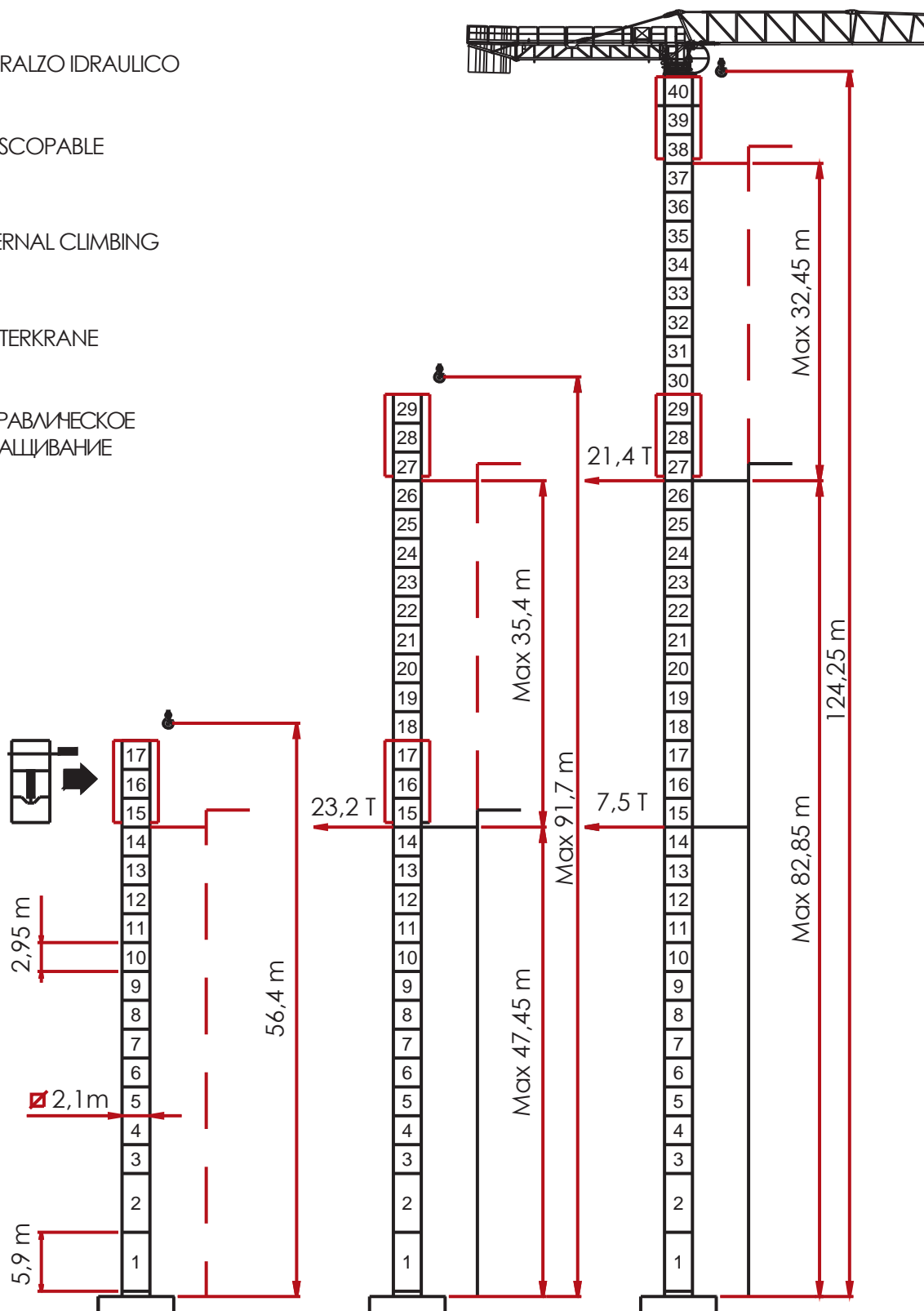
[HC] SOPRALZO IDRAULICO

TELESCOPABLE

EXTERNAL CLIMBING


KLETTERKRANE

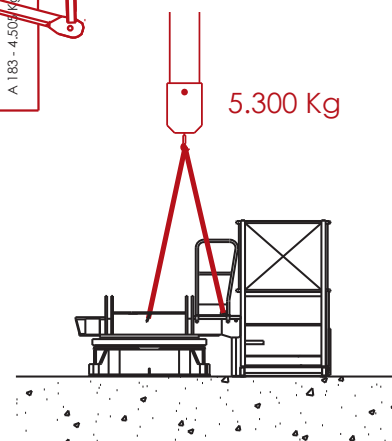
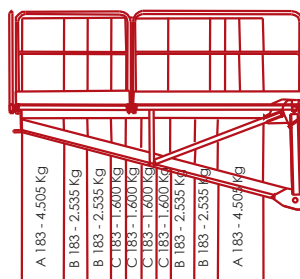
ГИДРАВЛИЧЕСКОЕ
НАРАЩИВАНИЕ



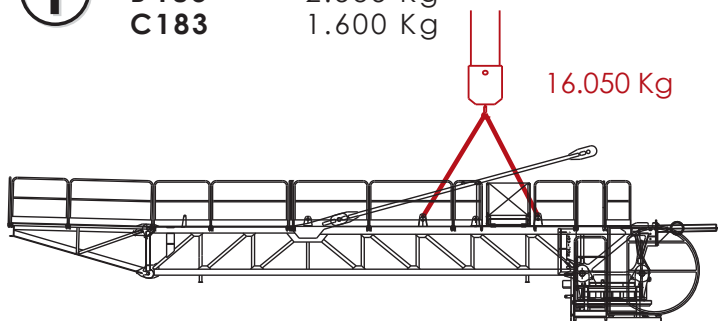
CONTRAPPESI - MONTAGGIO E PUNTI D'IMBRACAGGIO

COUNTERWEIGHTS – ASSEMBLY AND SLINGING POINTS / CONTREPOIDS – MONTAGE ET POINTS D'ÉLINGAGE / GEGENGEWICHTE – MONTAGE UND ANSCHLAGPUNKTE / ПРОТlВlВЕСЫ – УСТАНОВКА И ТОЧКИ КРЕПЛЕНИЯ

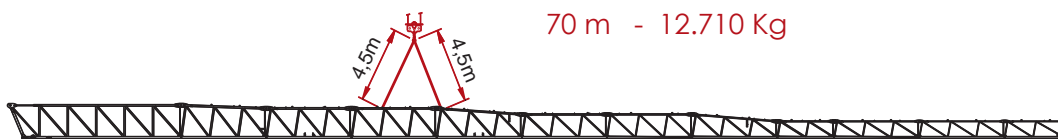

| m |  | Kg.Totali |
|------|---|-----------|
| 70.0 | 2A + 4B + 4C | 25.550 |
| 66.0 | 3A + 4B + 4C | 25.550 |
| 60.0 | 2A + 4B + 2C | 22.350 |
| 56.0 | 2A + 4B + 1C | 20.750 |
| 50.0 | 2A + 3B + 1C | 18.015 |
| 43.0 | 2A + 2B + 1C | 15.680 |
| 37.0 | 2A + 1B + 1C | 13.145 |
| 33.0 | 2A + 1B | 11.545 |
| 27.5 | 2A | 9.010 |



A 183 4.505 Kg
B 183 2.535 Kg
C 183 1.600 Kg



861 Kg



BILANCIAMENTO
CONTRAPPESI

COUNTERWEIGHT
BALANCING

ÉQUILIBRAGE
CONTREPOIDS

AUSWUCHTUNG DER
GEGENGEWICHTE

БАЛАНСИРОВКА
ПРОТlВlВЕСОВ



VERIFICARE I PUNTI DI
IMBRACAGGIO

SLINGING POINT CHECK

VÉRIFICATION DES
POINTS D'ÉLINGAGE

ÜBERPRÜFUNG DER
ANSCHLAGPUNKTE

ПРОВЕРКА ТОЧЕК
КРЕПЛЕНИЯ



ATTENERSI AL NUMERO E
TIPO DI BLOCCHI DI
CONTRAPPESO INDICATO
IN TABELLA

PLEASE COMPLY WITH
THE NUMBER AND TYPE OF
COUNTERWEIGHT BLOCKS
GIVEN IN THE CHART

S'EN TENIR AU NOMBRE
ET AU TYPE DE BLOCS DE
CONTREPOIDS INDIQUÉ
DANS LE TABLEAU

DIE ANZAHL UND
DEN TYP DER IN DER
TABELLE ANGEGBENEN
GEGENGEWICHTSBLOCKE
EINHALTEN

СОБЛЮДАТЬ
КОЛИЧЕСТВО И МОДЕЛЬ
ПЛИТ ПРОТlВlВЕСА,
УКАЗАННЫХ В ТАБЛИЦЕ





INFO

RAIMONDICRANES S.p.A.
CORSO GARIBALDI n° 253
20025 LEGNANO [MI] - ITALY



PROJECT

☎ 0039. 0331.548061
📠 0039. 0331.450400



S.A.T.

☎ 0039.0331.548061.258



www.raimondicranes.com
info@raimondicranes.com

MRT 213 [REV. 00.2010] ADL / TECHNICAL DEPARTEMENT
I DATI OGGETTO DELLA PRESENTE SCHEDA POTREBBERO
SUBIRE MODIFICHE SENZA PREAVVISO

DISTRIBUTORE .DEALER .DISTRIBUTEUR .VERTEILER .ДИЛЕР



RAIMONDI CRANES
Building Tower Cranes Since 1946