











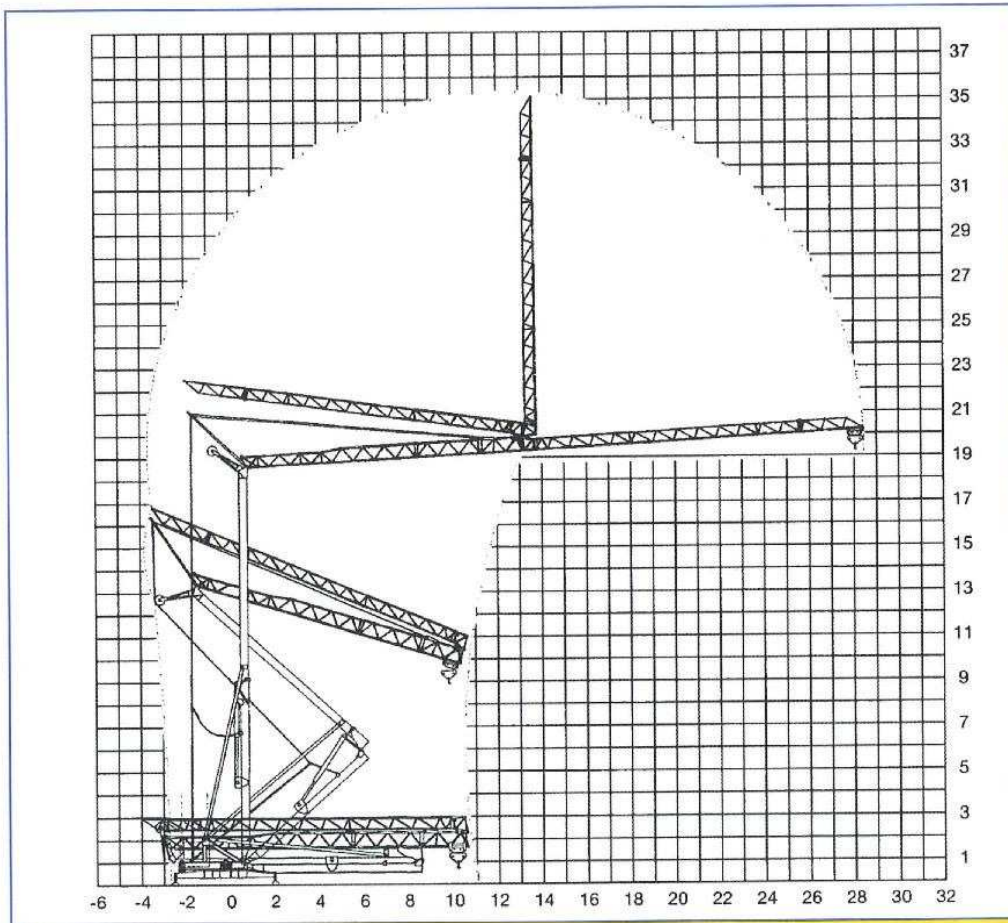


## Curve di carico - Load curves - Lastkurven - Courbes de charges

		MT	8.7	10	12	16	20	24	28
		KG	3200	2720	2190	1560	1200	965	800
		PD	7040	5984	4818	3432	2640	2123	1760
		MT	12.6	15	18	21	24	26	28
		KG	2000	1640	1335	1118	957	872	800
		PD	4400	3608	2937	2460	2105	1918	1760
		MT							
		KG							
		PD							

• Braccio impennato • Luffing jib  
• Ausleger in Steilstellung  
• Fleche relevée

**800 KG**  
**1760 PD**  
cost




Ingombro  
di montaggio

Space requirement

Abmessungen

Encombrement  
au montage

HY 28.800		m/min	kw	cv	kg T.	⚡	
		5	1.8	2.5	2000	V	220 380
		20	6.7	9	2000	HZ	50
		40	8.2	11	1000	KW	13
		2.5	1.8	2.5	3200		
		10	6.7	9	3200		
		20	8.2	11	2000		
		18/36	1.5/2.2	2/3			
		t/min	0-1	2.2	3		

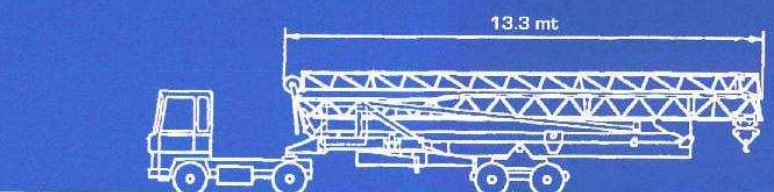

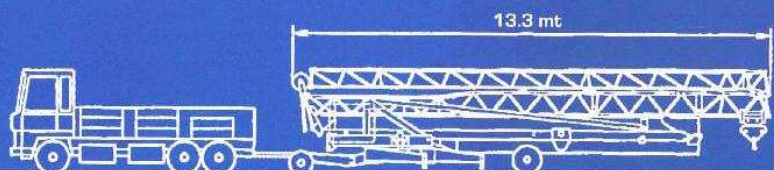


Peso della gru senza assali - Dead weight without axles  
Konstruktionsgewicht ohne transportachse - Poids de construction sans essieux

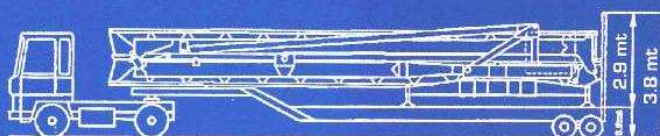
**9500 KG**  
**20900 PD**

## TRASPORTO - TRANSPORT

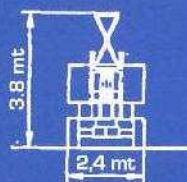
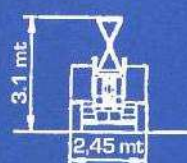
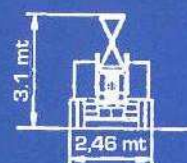
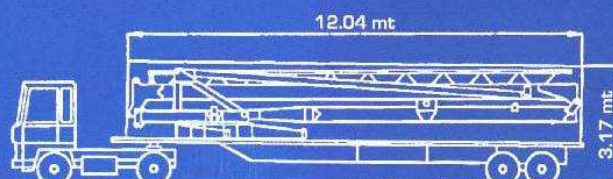
su strada - road - strasse - routier



su camion - on lorry - auf lkw - sur camion



container open top 40'



# TGM by Top Gru Machine



Sede Legale e Unità Produttiva: Via Baraggia 9, ang. SP.28 -22100- Albate (CO)  
Tel +39 031 594751 / Fax +39 031 520815 / Tel. Mobile: 348 7761884 / @: [info@tgmgru.com](mailto:info@tgmgru.com)  
c.f./p.iva/Reg. Impr. Como 03290830136 cap. soc. €100.000,00 i.v. REA CO n. 306478 [www.tgmgru.com](http://www.tgmgru.com)