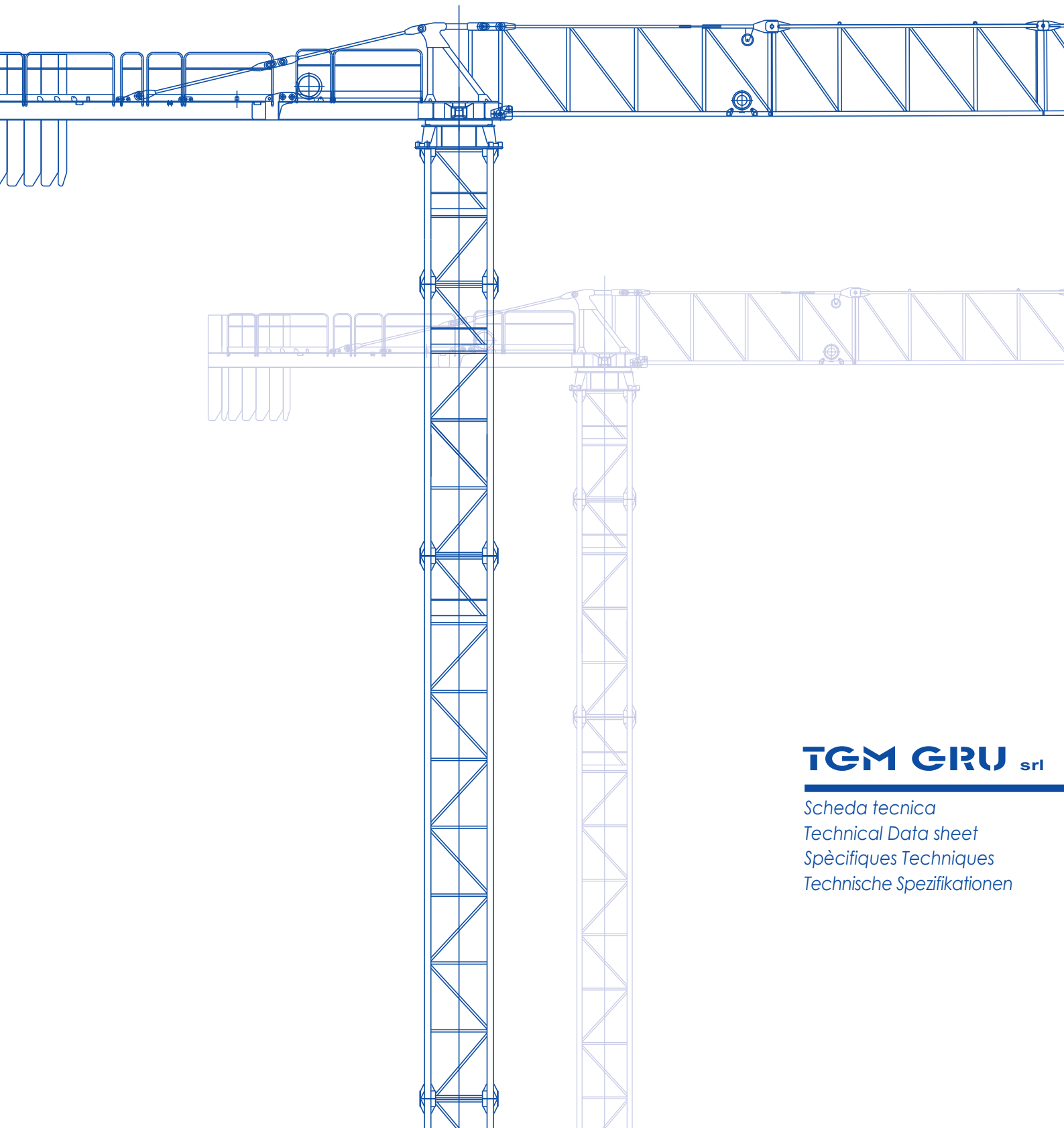




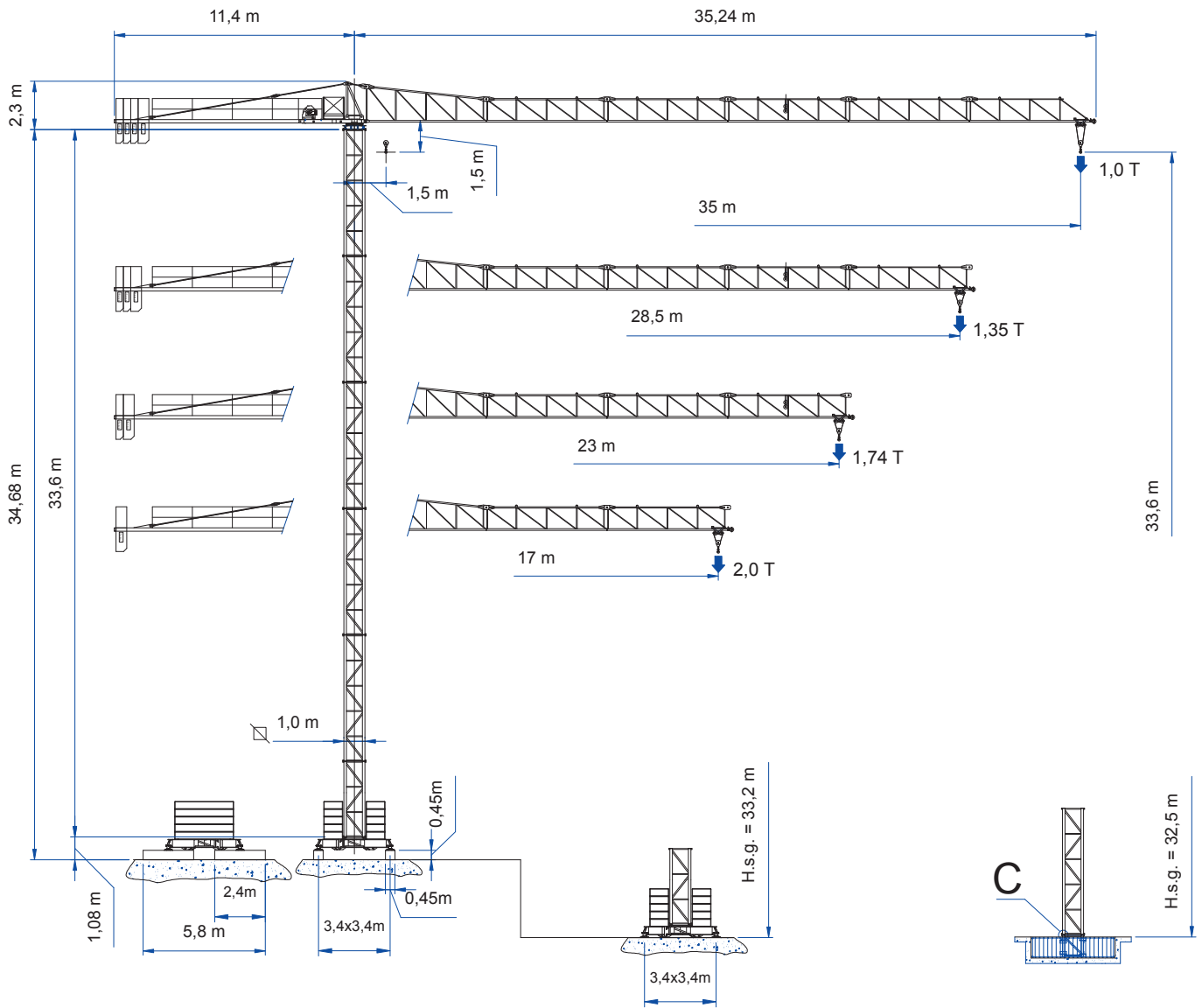
GRU A TORRE "TOPLESS"  
"TOPLESS" CITY CRANE

# GR35



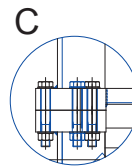
**TGM GRU** srl

*Scheda tecnica  
Technical Data sheet  
Spécifiques Techniques  
Technische Spezifikationen*

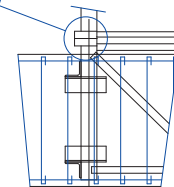
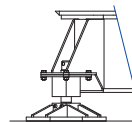
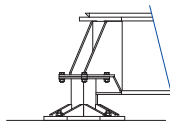
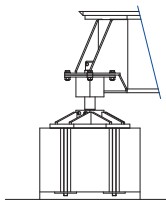


**B1**

**B2**



**T4**



**B1**

**B2**

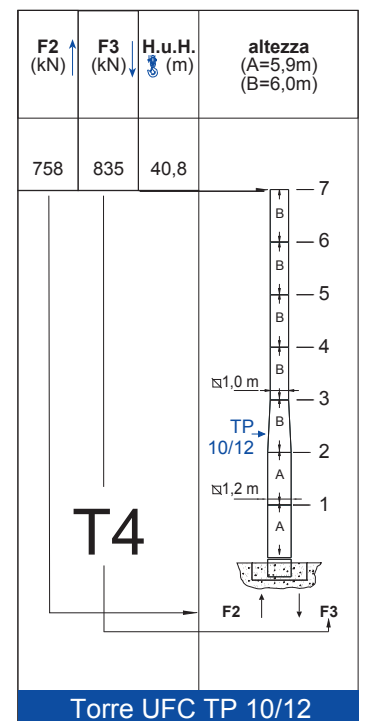
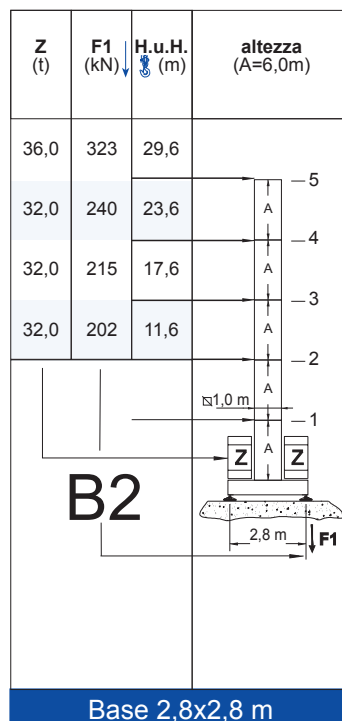
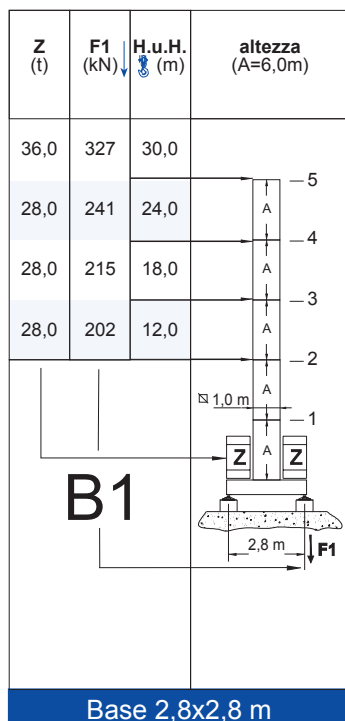
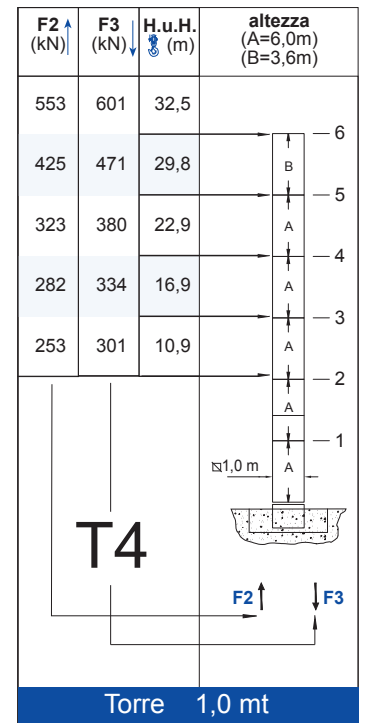
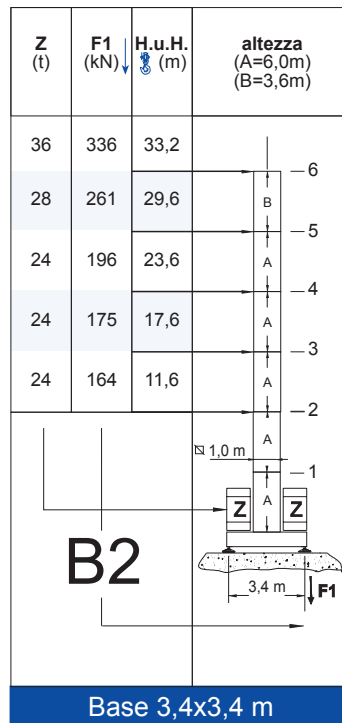
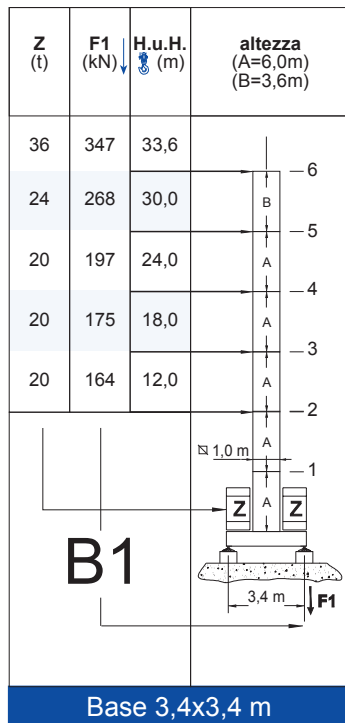
**B2**

**T4**






## TORRE/REAZIONI

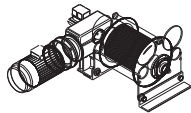


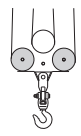
MAT/RÉACTIONS MASTE/ECKDRÜCKE MAST/REACTIONS MÁSTIL/REACCIONES TRAMO/REACÇÕES



## MECCANISMI

MÈCANISMES ANTRIEBE MECHANISMS MECANISMOS

	giri/min	m/min	Nm	Kw
	1,02	-	35	-
	-	20/40	-	1,4
	-	-	-	-

				marcia - step vitesse - gang		
	CV - ch PS - hp	KW			m	m/min
8 3S 20	12	8,8	90	1	5,5	2
				2	22	2
				3	44	1

Potenza totale richiesta		400 V - 50 Hz
Total installed power		
Puissance totale né cessaire	8 3S 20 - 16kVA	
Geforderte Stromstärke		
Potencia necesaria		

## PESI ED INGOMBRI

PACKING LIST LISTE DE COLISAGE KOLLI-LISTE

Pos. Item	Pezzi Pieces	Denominazione Description	Schizzo Sketch	Dimensioni Dimensions (m)			Peso Weight (Kg)			
				L	W	H	Unit	Total.		
1	1	Elemento di freccia Jib element Elément de flèche ausleger	N° 1		5,930	0,790	1,930	*	615	
	1		N° 2		5,985	0,790	1,190	*	364	
	1		N° 3		5,985	0,790	1,190	*	321	
	1		N° 4		5,985	0,790	1,190	*	297	
	1		N° 5		5,985	0,790	1,190	*	263	
	1		N° 6		5,860	0,790	1,190	*	238	
2	Freccia Flèche Jib Ausleger			35 m 28,5m 23m 17m	34,8 29,1 23,4 17,6	0,790 0,790 0,790 0,790	2,040 2,040 2,040 2,040	*	2098 1860 1597 1300	
3	1	Controfreccia girevole, argano di sollev., quadro elettrico Counterjib-turntable, hoisting winch, electrical box etc. Contreflèche tournante, treuil de levage, armoire électrique. Gegenausleger, Hubwinde, Drehwerk Schaltschrank.			3,75	1,705	2,3	*	1925	
	1	Elemento controfreccia esterno External counterjib Contreflèche extérieure Externes gegenausleger			9,1	0,875	1,23	*	795	
4	3	Blocchi di contappeso Counterweight block Contre-poids Gegengewichtsblöcke			A 350	0,600	0,35	2,145	814	2442
	1				B 510	0,600	0,51	2,145	*	1192
5	1	Elemento di torre Tower element Elément de mât Turmstück			6,0	1,11	1,11	*	853	
					3,6	1,11	1,11	*	521	
					2,4	1,11	1,11	*	412	
6	1	Tronchetto di fondazione Expendable foundation element Elément a sceller - Fundamentanker			1,075	1,11	1,11	*	309	

\*(Unit = Total)

Pos Item	Pezzi Pieces	Denominazione Description	Schizzo Sketch	Dimensioni (m)			Peso Weight (Kg)		
				L	W	H	Unit	Total.	
7	1	Trave principale di base Base main Beam Poutre de Chassis de base Hauptträger für kreuzgelenk		TP (2,8x2,8m)	4,16	2,4	0,605	*	1083
				TP (3,4x3,4m)	5,01	2,4	0,605	*	1154
	2	Semi-trave di base Half base beam Semipoutre de chassis de base Hauptträger tür kreuzgelenk		TP (2,8x2,8m)	1,15	0,3	0,49	172	344
				TP (3,4x3,4m)	1,575	0,3	0,49	225	450
8	18	Blocco di zavorra Base ballast block (B28-09)		(2,8x2,8m)	2,800	0,900	0,360	2000	36000
	18	Lest de base Grundballastblöcken (3,4x3,4m)		2,800	0,900	0,360	2000	36000	
9	4	Blocco di appoggio Concrete pad Sabot en bé ton Betonfuss (BA2)		2,400	0,450	0,450	1000	4000	

\*(Unit = Total)

### Torre City 1,2mt

Pos Item	Pezzi Pieces	Denominazione Description	Schizzo Sketch	Dimensioni (m)			Peso Weight (Kg)	
				L	W	H	Unit	Total.
10	1	Elemento di torre TP 1,0/1,2m TP 1,0/1,2m Tower element TP 1,0/1,2m Elé ment de mature TP 1,0/1,2m Turmstück		6,0	1,2	1,38	*	1515
11	1	Elemento di torre Tower element Elé ment de mature Turmstück		5,9	1,2	1,38	*	1620
12	1	Tronchetto di fondazione Expendable foundation element élé ment a sceller Fundamentnker		1,090	1,38	1,38	*	455

\*(Unit = Total)

<p>B 3.4x3.4m Tot. 1604 Kg. B 2.8x2.8m Tot. 1427 Kg.</p>	<p>6.0 / 853 Kg. 3.6 / 521 Kg. 2.4 / 412 Kg.</p>	<p>B 28-09 / 2000 Kg.</p>
<p>795 Kg.</p>	<p>1925 Kg.</p>	<p>2720 Kg.</p>

# T.G.M. by Top Gru Machine S.r.l.

Sede legale: Via Baraggia 9, ang. SP.28 -22100- Albate (CO) Tel +39 031 594751 Fax +39 031 520815

Unità produttiva: Via Piccinelli,2 -22076- Mozzate (CO) Tel +39 0331 837266 Fax +39 0331 688063

c.f./p.iva/Reg. Impr. Como 03290830136 cap. soc. €100.000,00 i.v. REA CO n. 306478 [www.tgmgru.com](http://www.tgmgru.com) [info@tgmgru.com](mailto:info@tgmgru.com)

## SOPRALZO IDRAULICO versione HC - 100

EXTERNAL CLIMBING KLETTERKRANE TELESCOPABLE

